

	2000		2020	
Total County Population	16,310		17,223	
County Child Population	4,370	26.8%	3,851	22.4%
By Age:	Number	Percent	Number	Percent
Under Age 5	1,019	23.3%	853	22.2%
Ages 5-9	1,065	24.4%	979	25.4%
Ages 10-14	1,106	25.3%	1,006	26.1%
Ages 15-19	1,180	27.0%	1,013	26.3%

	2000		2020	
Diversity of Children	Number	Percent	Number	Percent
White	2,457	56.2%	2,577	66.9%
African-American	1,751	40.1%	945	24.5%
American Indian/ Alaskan Native	12	0.3%	11	0.3%
Asian/Pacific Islander	1	0.0%	25	0.6%
More than One Race	54	1.2%	134	3.5%
Hispanic	92	2.1%	159	4.1%



RANK
47

Henry

	2000	2020
Pre-K Children	Number	Number
Age 3	214	188
Age 4	204	173

HEALTH

NOTE: The colored cells for "ALL OTHER" represent the heading of "BLACK AND ALL OTHER" for this indicator.

	YEAR	NUMBER	RATE	WHITE		BLACK		ALL OTHER		HISPANIC		RANKING YEAR	RANKING	TRENDING YEAR	TRENDING	
				Number	Rate	Number	Rate	Number	Rate	Number	Rate					
Infant Mortality Rate (per 1,000)	Base	2009	0	0.0	0	0.0	0	0.0	0	0.0	0	0.0				
	Current	2019	3	16.8	1	7.9	2	46.5	0	0.0	0	0.0	2017-2019	54	2009-2019	-
Pre-Term Births to All Females	Base	2009	18	9.1%	11	8.5%	6	10.3%	0	0.0%	1	11.1%				
	Current	2019	21	11.7%	13	10.2%	8	18.6%	0	0.0%	0	0.0%				
Low-Weight Births, All Races	Base	2009	17	8.6%	9	6.9%	8	13.8%	0	0.0%	0	0.0%				
	Current	2019	22	12.3%	12	9.4%	10	23.3%	0	0.0%	0	0.0%	2017-2019	44	2009-2019	-
Births to Teens Aged 15-17 (per 1,000)	Base	2009	12	37.6												
	Current	2019	4	13.4	3	14.4	1	12.3	0	0.0	0	0.0	2017-2019	54	2009-2019	I
Births to Females Aged 10-19 (per 1,000)	Base	2009	25	23.6	13	21.5	12	30.6	0	0.0	0	0.0				
	Current	2019	12	12.3	6	9.2	6	25.2	0	0.0	0	0.0	2017-2019	12	2009-2019	I
Births to Unmarried Females Aged 10-19 (per 1,000)	Base	2009	24	12.1%	13	10.0%	11	19.0%	0	0.0%	0	0.0%				
	Current	2019	12	6.7%	6	4.7%	6	14.0%	0	0.0%	0	0.0%	2017-2019	22	2009-2019	I
Females Receiving Adequate/Adequate Plus Prenatal Care	Base	2009	152	76.8%	103	79.2%	43	74.1%	0	0.0%	6	66.7%				
	Current	2019	147	83.5%	110	88.0%	29	69.0%	1	100.0%	7	87.5%	2017-2019	60	2009-2019	I
Mothers who Breastfed	Base															
	Current	2019	107	59.8%	88	69.3%	12	27.9%	0	0.0%	7	87.5%				
Mothers Who Smoked During Pregnancy	Base															
	Current	2019	17	7.2%	14	8.3%			3	4.5%						
Diet-Related Deaths (per 100,000)	Base	2009	76	456.5	58	523.1	18	363.1	0	0.0	0	0.0				
	Current	2019	72	418.5	48	401.2	24	548.7	0	0.0	0	0.0	2019	39		

Children Without Health Insurance	2015-2019	Adult Diabetes: 2017	Adult Obesity: 2017	Poor Mental Health Days: 2018	Ratio of Population to Mental Health Providers: 2020	Rate	
Number	42	Rate	13.1%	Rate	35.0%	Number	5.4
Rate	1.1%	Trend	21	Trend	17	Trend	26
					Children With Serious Emotional Disturbance Receiving MH Services: 2020	Number	28

		YEAR	NUMBER	RATE	POVERTY	ABOVE POVERTY	WHITE*	BLACK*	HISPANIC*	ASIAN*	AMERICAN INDIAN*	NATIVE HAWAIIAN*	TWO/MORE RACES*	RANKING YEAR	RANKING
Births to Females with Less Than 12 Years of Education	Base	2009	44	22.2%			22.3%	15.5%	66.7%				0.0%		
	Current	2019	22	12.3%			9.4%	14.0%	50.0%				0.0%	2019	21
Aged 0-3 Receiving Early Intervention Services	Base	2010	16												
	Current	2020	13												
First Grade Retention	Base	2015-2016		1.2%											
	Current	2019-2020		2.8%	8.2%	0.0%	3.2%	5.9%	0.0%	0.0%	0.0%	0.0%	0.0%	2019-2020	26
ACAP-Fourth Grade Reading	Base														
	Current	2020-2021		57.2%	38.8%	73.7%	66.9%	35.6%	33.3%	100.0%	100.0%	0.0%	33.3%	2020-2021	15
ACAP-Fourth Grade Math	Base														
	Current	2020-2021		28.9%	15.3%	41.1%	38.0%	11.1%	0.0%	100.0%	0.0%	0.0%	0.0%	2020-2021	9
ACAP-Eighth Grade Reading	Base														
	Current	2020-2021		50.7%	34.4%	64.3%	60.3%	36.5%	50.0%	0.0%	0.0%	0.0%	22.2%	2020-2021	26
ACAP-Eighth Grade Math	Base														
	Current	2020-2021		8.8%	3.2%	13.4%	12.4%	1.6%	16.7%	0.0%	0.0%	0.0%	0.0%	2020-2021	36
Ninth Grade Retention	Base	2015-2016		0.0%											
	Current	2019-2020		0.0%	0.0%	0.0%	0.0%	0.0%	0.0%	0.0%	0.0%	0.0%	0.0%	2019-2020	1
Graduation Rate	Base	2018-2019		97%	96%	98%	99%	94%	100%	0%	0%	0%	100%		
	Current	2019-2020		96%	94%	97%	97%	94%	100%	100%	0%	0%	0%	2019-2020	4
High School Dropout Rate	Base	2015-2016		2.3%											
	Current	2019-2020		1.1% ^B	1.3%	1.0%	0.9%	1.5%	0.0%	0.0%	0.0%	0.0%	0.0%	2019-2020	3
Suspensions	Base														
	Current	2019-2020		0.1%			0.1%	0.1%	0.0%	0.0%	0.0%	0.0%	1.9%		
Chronic Absenteeism (10-17 Days)	Base														
	Current	2019-2020		17.0%	22.9%	13.2%									
Chronic Absenteeism (18+ Days)	Base														
	Current	2019-2020		4.8%	6.9%	3.4%									
English Language Learners	Base	2015-2016***		0.6%	1.3%	0.2%	0.1%	0.0%	16.0%	10.0%	50.0%	0.0%	0.0%		
	Current	2019-2020***		0.8%	0.6%	0.9%	0.0%	0.0%	22.9%	9.1%	0.0%	0.0%	0.0%		
Homeless Students	Base	2018-2019		0.5%	0.7%	0.4%	0.3%	1.0%	0.0%	0.0%	0.0%	0.0%	0.0%		
	Current	2019-2020		0.1%	0.3%	0.0%	0.1%	0.3%	0.0%	0.0%	0.0%	0.0%	0.0%		
Teachers Teaching Out of Field	Base	2015-2016		13.3%											
	Current	2019-2020		5.8%											
Direct Certification	Base														
	Current	2019-2020		39.3%			26.3%	69.5%	39.8%						

NOTE: Please refer to the "Chart Notes" within the 2021 Alabama Kids Count Data Book for additional information concerning chart notes within this section. *, **, ***, A, B

NOTE: Please refer to the "Chart Notes" under the indicators within the 2020 Alabama Kids Count Data Book for additional information concerning chart notes within this section.

		YEAR	NUMBER	RATE	WHITE		BLACK		ALL OTHER		HISPANIC		RANKING YEAR	RANKING	TRENDING YEAR	TRENDING
					Number	Rate	Number	Rate	Number	Rate	Number	Rate				
Children Aged 5-11 in Poverty	Base	2000		34.2%												
	Current	2015-2019		23.0%												
Children Aged 12-17 in Poverty	Base	2000		20.6%												
	Current	2015-2019		16.0%												
Children in Extreme Poverty	Base	2000	463	11.8%												
	Current	2015-2019	312	8.9%									2015-2019	16		
Vulnerable Families	Base	2009		15.0%												
	Current	2019		4.1%									2017-2019	17	2009-2019	-
Children Under 18 in Single-Parent Families	Base	2000	1,024	30.2%												
	Current	2015-2019	779	21.7%										2019	6	
Employed Mothers with Young Children	Base	2000	549	58.5%												
	Current	2015-2019	513	63.6%										2015-2019	28	
Children Receiving Child Care Subsidies (All Centers)	Base															
	Current	June 2021	89	\$31,671												
Unemployment Rate	Base	2009	729	10.3%												
	Current	2020	327	4.8%										2020	17	
Median Household Income *Adjusted for Inflation	Base	2009*	\$41,965													
	Current	2019	\$48,597													
Medicaid Paid Births	Base	2009	104	52.5%	54	41.5%	41	70.7%	1	100.0%	8	88.9%				
	Current	2019	101	56.4%	58	45.7%	35	81.4%	1	100.0%	7	87.5%	2019	35		
Food Insecurity, All Ages	Base	2010	2,920	17.0%												
	Current	2019	2,490	14.5%										2019	9	
Food Insecurity, Children Under 18	Base	2010	820	21.7%												
	Current	2019	710	19.8%										2019	17	

WIC Case Load, Average Monthly	
Base Year: 2019	Current Year: 2020
354	324

SNAP Eligible, All Ages	
Base Year: 2016***	Current Year: 2021***
3,003	2,584

SNAP Eligible, Children Under 20	
Base Year: 2016	Current Year: 2021
1,449	1,231





SNAP Recipients, All Ages	
Base Year: 2016**	Current Year: 2021
2,973	2,603

The way we refer to population sub-groups throughout the 2021 County Data Profile is intentional in order to be as accurate as possible in representing the data given to us.

Visit us at www.alavoices.org/alabama_kids_count. Permission to use and copy as long as **VOICES for Alabama's Children's 2021 Alabama Kids Count County Data Profiles** is noted.

We thank our sponsors for their support and acknowledge that the findings and conclusions presented in the *Alabama Kids Count Data Book* are those of the author(s) alone and do not necessarily reflect the opinions of these foundations, organizations or individuals.

Follow us on:

-  www.facebook.com/AlaVoices
-  www.twitter.com/alavoices
-  www.youtube.com/alavoices
-  www.instagram.com/voicesforalabamaschildren





FOR ALABAMA'S CHILDREN
P.O. Box 4576 | Montgomery, AL 36103-4576
Phone: 334-213-2410 | Fax: 334-213-2413
vfac@alavoices.org