

	2000		2020	
Total County Population	88,787		106,580	
County Child Population	25,151	28.3%	26,590	24.9%
By Age:	Number	Percent	Number	Percent
Under Age 5	6,037	24.0%	6,707	25.2%
Ages 5-9	6,313	25.1%	6,485	24.4%
Ages 10-14	6,661	26.5%	6,944	26.1%
Ages 15-19	6,140	24.4%	6,454	24.3%

	2000		2020	
Diversity of Children	Number	Percent	Number	Percent
White	16,294	64.8%	14,785	55.6%
African-American	7,863	31.3%	8,849	33.3%
American Indian/ Alaskan Native	75	0.3%	68	0.3%
Asian/Pacific Islander	166	0.7%	287	1.1%
More than One Race	278	1.1%	1,122	4.2%
Hispanic	438	1.7%	1,479	5.6%



RANK
39

Houston

	2000	2020
Pre-K Children	Number	Number
Age 3	1,227	1,371
Age 4	1,199	1,391

HEALTH

NOTE: The colored cells for "ALL OTHER" represent the heading of "BLACK AND ALL OTHER" for this indicator.

	YEAR	NUMBER	RATE	WHITE		BLACK		ALL OTHER		HISPANIC		RANKING YEAR	RANKING	TRENDING YEAR	TRENDING	
				Number	Rate	Number	Rate	Number	Rate	Number	Rate					
Infant Mortality Rate (per 1,000)	Base	2009	14	9.8	8	9.3	5	10.2	1	47.6	0	0.0				
	Current	2019	10	7.5	2	2.7	7	14.1	0	0.0	1	16.9	2017-2019	60	2009-2019	-
Pre-Term Births to All Females	Base	2009	143	10.0%	75	8.7%	60	12.2%	4	20.0%	4	7.5%				
	Current	2019	161	12.1%	72	9.6%	85	17.1%	0	0.0%	4	6.8%				
Low-Weight Births, All Races	Base	2009	134	9.4%	68	7.9%	59	12.0%	5	23.8%	2	3.9%				
	Current	2019	156	11.7%	58	7.7%	96	19.3%	0	0.0%	2	3.4%	2017-2019	37	2009-2019	W
Births to Teens Aged 15-17 (per 1,000)	Base	2009	51	26.8												
	Current	2019	22	10.3	7	5.2	15	22.7	0	0.0	0	0.0	2017-2019	38	2009-2019	I
Births to Females Aged 10-19 (per 1,000)	Base	2009	188	29.6	90	23.4	89	42.8	0	0.0	9	40.7				
	Current	2019	100	15.4	44	11.9	51	23.9	0	0.0	5	14.3	2017-2019	34	2009-2019	I
Births to Unmarried Females Aged 10-19 (per 1,000)	Base	2009	161	11.3%	69	8.0%	86	17.6%	1	4.8%	5	9.8%				
	Current	2019	90	6.7%	35	4.6%	51	10.2%	0	0.0%	4	6.8%	2017-2019	35	2009-2019	I
Females Receiving Adequate/Adequate Plus Prenatal Care	Base	2009	1,128	79.3%	720	83.4%	362	74.2%	17	85.0%	29	56.9%				
	Current	2019	1,055	80.5%	632	85.1%	364	75.2%	22	84.6%	37	64.9%	2017-2019	54	2009-2019	-
Mothers who Breastfed	Base															
	Current	2019	881	65.9%	572	76.0%	245	49.2%	22	84.6%	42	71.2%				
Mothers Who Smoked During Pregnancy	Base															
	Current	2019	109	6.4%	82	8.3%			27	3.8%						
Diet-Related Deaths (per 100,000)	Base	2009	391	390.7	288	411.9	100	388.5	1	58.5	2	92.1				
	Current	2019	400	377.8	284	405.9	110	383.5	4	111.0	2	55.1	2019	23		

Children Without Health Insurance	2015-2019	Adult Diabetes: 2017	Adult Obesity: 2017	Poor Mental Health Days: 2018	Ratio of Population to Mental Health Providers: 2020	Rate				
Number	550	Rate	14.4%	Rate	38.5%	Number	5.3	658:1		
Rate	2.2%	Trend	35	Trend	43	Trend	17	Children With Serious Emotional Disturbance Receiving MH Services: 2020	Number	498

		YEAR	NUMBER	RATE	POVERTY	ABOVE POVERTY	WHITE*	BLACK*	HISPANIC*	ASIAN*	AMERICAN INDIAN*	NATIVE HAWAIIAN*	TWO/MORE RACES*	RANKING YEAR	RANKING
Births to Females with Less Than 12 Years of Education	Base	2009	248	17.4%			11.8%	23.5%	58.8%				4.8%		
	Current	2019	162	12.1%			8.2%	14.9%	44.1%				0.0%	2019	18
Aged 0-3 Receiving Early Intervention Services	Base	2010	116												
	Current	2020	115												
First Grade Retention	Base	2015-2016		1.0%											
	Current	2019-2020		5.1%	7.6%	2.6%	2.8%	8.6%	5.9%	0.0%	0.0%	0.0%	4.5%	2019-2020	46
ACAP-Fourth Grade Reading	Base														
	Current	2020-2021		54.6%	43.1%	75.9%	69.5%	34.3%	56.9%	90.9%	66.7%	75.0%	78.6%	2020-2021	19
ACAP-Fourth Grade Math	Base														
	Current	2020-2021		28.6%	16.8%	50.1%	45.3%	7.7%	28.6%	63.6%	33.3%	0.0%	28.6%	2020-2021	10
ACAP-Eighth Grade Reading	Base														
	Current	2020-2021		47.7%	38.8%	63.5%	60.0%	32.3%	41.7%	66.7%	33.3%	100.0%	40.0%	2020-2021	37
ACAP-Eighth Grade Math	Base														
	Current	2020-2021		8.7%	3.9%	17.1%	13.2%	2.2%	8.2%	33.3%	0.0%	100.0%	0.0%	2020-2021	37
Ninth Grade Retention	Base	2015-2016		0.7%											
	Current	2019-2020		2.4%	4.0%	1.3%	1.3%	4.1%	0.0%	0.0%	33.3%	0.0%	0.0%	2019-2020	45
Graduation Rate	Base	2018-2019		91%	87%	97%	95%	88%	83%	100%	100%	100%	100%		
	Current	2019-2020		92%	89%	95%	93%	90%	94%	100%	67%	100%	92%	2019-2020	26
High School Dropout Rate	Base	2015-2016		2.5%											
	Current	2019-2020		4.3% ^B	5.8%	2.5%	3.4%	5.4%	6.4%	0.0%	0.0%	0.0%	0.0%	2019-2020	29
Suspensions	Base														
	Current	2019-2020		0.0%			0.0%	0.0%	0.0%	0.0%	0.0%	0.0%	0.0%		
Chronic Absenteeism (10-17 Days)	Base														
	Current	2019-2020		15.2%	18.7%	12.3%									
Chronic Absenteeism (18+ Days)	Base														
	Current	2019-2020		6.1%	8.6%	3.9%									
English Language Learners	Base	2015-2016***		1.2%	1.2%	1.2%	0.1%	0.0%	20.5%	14.6%	0.0%	11.8%	0.8%		
	Current	2019-2020***		2.3%	1.5%	3.1%	0.2%	0.1%	28.9%	20.0%	3.2%	5.0%	0.0%		
Homeless Students	Base	2018-2019		1.5%	2.4%	0.9%	0.5%	2.6%	2.7%	0.6%	2.9%	3.7%	1.6%		
	Current	2019-2020		0.7%	1.2%	0.2%	0.2%	1.2%	0.5%	2.7%	3.2%	0.0%	0.0%		
Teachers Teaching Out of Field	Base	2015-2016		3.0%											
	Current	2019-2020		8.2%											
Direct Certification	Base														
	Current	2019-2020		45.7%			28.1%	68.9%	42.6%						

NOTE: Please refer to the "Chart Notes" within the 2021 Alabama Kids Count Data Book for additional information concerning chart notes within this section. *, **, ***, A, B

NOTE: Please refer to the "Chart Notes" under the indicators within the 2020 Alabama Kids Count Data Book for additional information concerning chart notes within this section.

		YEAR	NUMBER	RATE	WHITE		BLACK		ALL OTHER		HISPANIC		RANKING YEAR	RANKING	TRENDING YEAR	TRENDING
					Number	Rate	Number	Rate	Number	Rate	Number	Rate				
Children Aged 5-11 in Poverty	Base	2000		21.0%												
	Current	2015-2019		27.6%												
Children Aged 12-17 in Poverty	Base	2000		18.4%												
	Current	2015-2019		22.7%												
Children in Extreme Poverty	Base	2000	2,436	10.7%												
	Current	2015-2019	3,105	13.0%								2015-2019	38			
Vulnerable Families	Base	2009		11.4%												
	Current	2019		7.7%								2017-2019	43	2009-2019		-
Children Under 18 in Single-Parent Families	Base	2000	6,386	30.9%												
	Current	2015-2019	8,539	35.2%								2019	40			
Employed Mothers with Young Children	Base	2000	3,195	62.7%												
	Current	2015-2019	2,823	63.7%								2015-2019	27			
Children Receiving Child Care Subsidies (All Centers)	Base															
	Current	June 2021	1,722	\$649,793												
Unemployment Rate	Base	2009	3,900	8.5%												
	Current	2020	2,497	5.4%								2020	32			
Median Household Income *Adjusted for Inflation	Base	2009*	\$46,178													
	Current	2019	\$50,138													
Medicaid Paid Births	Base	2009	809	56.9%	359	41.6%	405	82.7%	7	35.0%	38	74.5%				
	Current	2019	814	60.9%	338	44.9%	423	84.9%	6	23.1%	47	79.7%	2019	47		
Food Insecurity, All Ages	Base	2010	16,100	16.3%												
	Current	2019	17,160	16.4%									2019	28		
Food Insecurity, Children Under 18	Base	2010	5,630	23.2%												
	Current	2019	5,360	22.0%									2019	30		

WIC Case Load, Average Monthly	
Base Year: 2019	Current Year: 2020
3,403	3,487

SNAP Eligible, All Ages	
Base Year: 2016***	Current Year: 2021***
19,115	18,184

SNAP Eligible, Children Under 20	
Base Year: 2016	Current Year: 2021
9,939	9,562





SNAP Recipients, All Ages	
Base Year: 2016**	Current Year: 2021
18,977	18,224

The way we refer to population sub-groups throughout the 2021 County Data Profile is intentional in order to be as accurate as possible in representing the data given to us.

Visit us at www.alavoices.org/alabama_kids_count. Permission to use and copy as long as **VOICES for Alabama's Children's 2021 Alabama Kids Count County Data Profiles** is noted.

We thank our sponsors for their support and acknowledge that the findings and conclusions presented in the *Alabama Kids Count Data Book* are those of the author(s) alone and do not necessarily reflect the opinions of these foundations, organizations or individuals.

Follow us on:

-  www.facebook.com/AlaVoices
-  www.twitter.com/alavoices
-  www.youtube.com/alavoices
-  www.instagram.com/voicesforalabamachildren

