

	2000		2020	
Total County Population	22,539		18,733	
County Child Population	7,034	31.2%	4,570	24.4%
By Age:	Number	Percent	Number	Percent
Under Age 5	1,524	21.7%	1,101	24.1%
Ages 5-9	1,852	26.3%	1,121	24.5%
Ages 10-14	1,902	27.0%	1,220	26.7%
Ages 15-19	1,756	25.0%	1,128	24.7%

	2000		2020	
Diversity of Children	Number	Percent	Number	Percent
White	2,621	37.3%	1,751	38.3%
African-American	4,268	60.7%	2,521	55.2%
American Indian/ Alaskan Native	6	0.1%	8	0.2%
Asian/Pacific Islander	16	0.2%	14	0.3%
More than One Race	33	0.5%	74	1.6%
Hispanic	83	1.2%	202	4.4%



**RANK**  
**48**

**Marengo**

	2000	2020
Pre-K Children	Number	Number
Age 3	304	213
Age 4	335	223

HEALTH

**NOTE:** The colored cells for "ALL OTHER" represent the heading of "BLACK AND ALL OTHER" for this indicator.

	YEAR	NUMBER	RATE	WHITE		BLACK		ALL OTHER		HISPANIC		RANKING YEAR	RANKING	TRENDING YEAR	TRENDING	
				Number	Rate	Number	Rate	Number	Rate	Number	Rate					
Infant Mortality Rate (per 1,000)	Base	2009	2	7.8	0	0.0	2	14.1	0	0.0	0	0.0				
	Current	2019	5	21.8	1	9.5	4	33.9	0	0.0	0	0.0	2017-2019	63	2009-2019	-
Pre-Term Births to All Females	Base	2009	39	15.2%	15	14.7%	23	16.2%	0	0.0%	1	9.1%				
	Current	2019	32	14.1%	8	7.6%	24	20.7%	0	0.0%	0	0.0%				
Low-Weight Births, All Races	Base	2009	27	10.5%	12	11.8%	15	10.6%	0	0.0%	0	0.0%				
	Current	2019	29	12.7%	8	7.6%	20	16.9%	1	50.0%	0	0.0%	2017-2019	56	2009-2019	-
Births to Teens Aged 15-17 (per 1,000)	Base	2009	7	14.5												
	Current	2019	5	13.2	0	0.0	5	21.7	0	0.0	0	0.0	2017-2019	50	2009-2019	-
Births to Females Aged 10-19 (per 1,000)	Base	2009	49	32.6	15	28.1	30	32.3	0	0.0	4	153.8				
	Current	2019	12	10.2	1	2.3	11	16.4	0	0.0	0	0.0	2017-2019	27	2009-2019	I
Births to Unmarried Females Aged 10-19 (per 1,000)	Base	2009	31	12.2%	5	4.9%	25	17.6%	0	0.0%	1	10.0%				
	Current	2019	12	5.2%	1	1.0%	11	9.3%	0	0.0%	0	0.0%	2017-2019	31	2009-2019	I
Females Receiving Adequate/Adequate Plus Prenatal Care	Base	2009	190	74.8%	83	81.4%	99	70.7%	1	100.0%	7	63.6%				
	Current	2019	159	72.3%	77	74.8%	78	70.3%	1	50.0%	3	75.0%	2017-2019	13	2009-2019	-
Mothers who Breastfed	Base															
	Current	2019	126	55.5%	73	69.5%	49	41.9%	1	100.0%	3	75.0%				
Mothers Who Smoked During Pregnancy	Base															
	Current	2019	12	4.0%	11	8.0%			1	0.6%						
Diet-Related Deaths (per 100,000)	Base	2009	105	501.4	49	508.4	56	528.0	0	0.0	0	0.0				
	Current	2019	68	360.5	29	346.1	39	403.0	0	0.0	0	0.0	2019	18		

Children Without Health Insurance	2015-2019	Adult Diabetes: 2017	Adult Obesity: 2017	Poor Mental Health Days: 2018	Ratio of Population to Mental Health Providers: 2020	Rate		
Number	14	Rate	15.5%	Rate	45.0%	Number	5.4	2695:1
Rate	0.3%	Trend	45	Trend	60	Trend	26	Children With Serious Emotional Disturbance Receiving MH Services: 2020
						Number		191

		YEAR	NUMBER	RATE	POVERTY	ABOVE POVERTY	WHITE*	BLACK*	HISPANIC*	ASIAN*	AMERICAN INDIAN*	NATIVE HAWAIIAN*	TWO/MORE RACES*	RANKING YEAR	RANKING
Births to Females with Less Than 12 Years of Education	Base	2009	37	14.5%			6.9%	16.2%	54.5%				100.0%		
	Current	2019	19	8.3%			3.8%	12.0%	25.0%				0.0%	2019	2
Aged 0-3 Receiving Early Intervention Services	Base	2010	27												
	Current	2020	18												
First Grade Retention	Base	2015-2016		1.0%											
	Current	2019-2020		3.4%	3.4%	3.4%	2.1%	4.4%	0.0%	0.0%	0.0%	0.0%	0.0%	2019-2020	35
ACAP-Fourth Grade Reading	Base														
	Current	2020-2021		40.9%	32.1%	67.3%	72.2%	23.2%	100.0%	0.0%	0.0%	0.0%	0.0%	2020-2021	46
ACAP-Fourth Grade Math	Base														
	Current	2020-2021		17.4%	12.8%	30.9%	40.3%	5.7%	20.0%	0.0%	0.0%	0.0%	0.0%	2020-2021	40
ACAP-Eighth Grade Reading	Base														
	Current	2020-2021		42.9%	33.8%	67.6%	65.0%	26.8%	66.7%	50.0%	0.0%	0.0%	50.0%	2020-2021	44
ACAP-Eighth Grade Math	Base														
	Current	2020-2021		12.8%	5.1%	33.8%	28.0%	2.6%	22.2%	0.0%	0.0%	0.0%	0.0%	2020-2021	22
Ninth Grade Retention	Base	2015-2016		0.3%											
	Current	2019-2020		2.4%	4.0%	0.8%	0.0%	3.0%	14.3%	0.0%	0.0%	0.0%	0.0%	2019-2020	42
Graduation Rate	Base	2018-2019		93%	91%	95%	93%	92%	100%	100%	100%	0%	100%		
	Current	2019-2020		90%	87%	94%	93%	88%	100%	67%	0%	0%	0%	2019-2020	37
High School Dropout Rate	Base	2015-2016		4.2%											
	Current	2019-2020		5.1% <sup>B</sup>	6.3%	2.8%	5.8%	4.9%	0.0%	0.0%	0.0%	0.0%	0.0%	2019-2020	40
Suspensions	Base														
	Current	2019-2020		13.4%			8.0%	17.4%	6.4%	4.8%	0.0%	0.0%	9.1%		
Chronic Absenteeism (10-17 Days)	Base														
	Current	2019-2020		19.2%	23.5%	15.5%									
Chronic Absenteeism (18+ Days)	Base														
	Current	2019-2020		6.2%	7.6%	4.9%									
English Language Learners	Base	2015-2016***		1.2%	0.6%	1.8%	0.1%	0.0%	36.1%	38.5%	0.0%	0.0%	0.0%		
	Current	2019-2020***		1.7%	0.5%	2.8%	0.2%	0.0%	51.1%	38.1%	25.0%	0.0%	0.0%		
Homeless Students	Base	2018-2019		0.2%	0.4%	0.0%	0.0%	0.3%	0.0%	0.0%	0.0%	0.0%	0.0%		
	Current	2019-2020		0.1%	0.2%	0.0%	0.0%	0.2%	0.0%	0.0%	0.0%	0.0%	0.0%		
Teachers Teaching Out of Field	Base	2015-2016		4.8%											
	Current	2019-2020		9.5%											
Direct Certification	Base														
	Current	2019-2020		47.0%			18.7%	66.6%	17.0%						

NOTE: Please refer to the "Chart Notes" within the 2021 Alabama Kids Count Data Book for additional information concerning chart notes within this section. \*, \*\*, \*\*\*, A, B



**NOTE:** Please refer to the "Chart Notes" under the indicators within the 2020 Alabama Kids Count Data Book for additional information concerning chart notes within this section.

		YEAR	NUMBER	RATE	WHITE		BLACK		ALL OTHER		HISPANIC		RANKING YEAR	RANKING	TRENDING YEAR	TRENDING
					Number	Rate	Number	Rate	Number	Rate	Number	Rate				
Children Aged 5-11 in Poverty	Base	2000		33.8%												
	Current	2015-2019		38.0%												
Children Aged 12-17 in Poverty	Base	2000		31.7%												
	Current	2015-2019		16.7%												
Children in Extreme Poverty	Base	2000	1,052	16.5%												
	Current	2015-2019	542	12.4%								2015-2019	36			
Vulnerable Families	Base	2009		10.6%												
	Current	2019		7.3%								2017-2019	27	2009-2019		-
Children Under 18 in Single-Parent Families	Base	2000	2,176	39.2%												
	Current	2015-2019	1,785	40.5%								2019	50			
Employed Mothers with Young Children	Base	2000	621	51.1%												
	Current	2015-2019	297	51.1%								2015-2019	58			
Children Receiving Child Care Subsidies (All Centers)	Base															
	Current	June 2021	128	\$62,245												
Unemployment Rate	Base	2009	1,052	13.1%												
	Current	2020	485	6.2%								2020	41			
Median Household Income *Adjusted for Inflation	Base	2009*	\$37,975													
	Current	2019	\$38,838													
Medicaid Paid Births	Base	2009	156	64.7%	33	37.1%	115	82.1%	0	0.0%	8	72.7%				
	Current	2019	120	52.4%	28	26.7%	89	75.4%	1	50.0%	2	50.0%	2019	25		
Food Insecurity, All Ages	Base	2010	5,080	23.9%												
	Current	2019	3,350	17.3%								2019	43			
Food Insecurity, Children Under 18	Base	2010	1,270	23.3%												
	Current	2019	1,160	26.4%								2019	54			

WIC Case Load, Average Monthly	
Base Year: 2019	Current Year: 2020
605	609

SNAP Eligible, All Ages	
Base Year: 2016***	Current Year: 2021***
4,838	4,067

SNAP Eligible, Children Under 20	
Base Year: 2016	Current Year: 2021
2,293	2,025





SNAP Recipients, All Ages	
Base Year: 2016**	Current Year: 2021
4,821	4,088

The way we refer to population sub-groups throughout the 2021 County Data Profile is intentional in order to be as accurate as possible in representing the data given to us.

Visit us at [www.alavoices.org/alabama\\_kids\\_count](http://www.alavoices.org/alabama_kids_count). Permission to use and copy as long as **VOICES for Alabama's Children's 2021 Alabama Kids Count County Data Profiles** is noted.

We thank our sponsors for their support and acknowledge that the findings and conclusions presented in the *Alabama Kids Count Data Book* are those of the author(s) alone and do not necessarily reflect the opinions of these foundations, organizations or individuals.

Follow us on:

-  [www.facebook.com/AlaVoices](https://www.facebook.com/AlaVoices)
-  [www.twitter.com/alavoices](https://www.twitter.com/alavoices)
-  [www.youtube.com/alavoices](https://www.youtube.com/alavoices)
-  [www.instagram.com/voicesforalabamachildren](https://www.instagram.com/voicesforalabamachildren)

