

	2000		2020	
Total County Population	18,097		15,976	
County Child Population	5,736	31.7%	3,742	23.4%
By Age:	Number	Percent	Number	Percent
Under Age 5	1,308	22.8%	914	24.4%
Ages 5-9	1,499	26.1%	892	23.8%
Ages 10-14	1,478	25.8%	950	25.4%
Ages 15-19	1,451	25.3%	986	26.3%

	2000		2020	
Diversity of Children	Number	Percent	Number	Percent
White	3,300	57.5%	2,303	61.5%
African-American	1,791	31.2%	854	22.8%
American Indian/ Alaskan Native	511	8.9%	313	8.4%
Asian/Pacific Islander	6	0.1%	46	1.2%
More than One Race	72	1.3%	130	3.5%
Hispanic	56	1.0%	96	2.6%



**RANK**  
**54** Washington

	2000	2020
Pre-K Children	Number	Number
Age 3	237	186
Age 4	288	191

HEALTH

**NOTE:** The colored cells for "ALL OTHER" represent the heading of "BLACK AND ALL OTHER" for this indicator.

	YEAR	NUMBER	RATE	WHITE		BLACK		ALL OTHER		HISPANIC		RANKING YEAR	RANKING	TRENDING YEAR	TRENDING	
				Number	Rate	Number	Rate	Number	Rate	Number	Rate					
Infant Mortality Rate (per 1,000)	Base	2009	1	5.9	1	8.7	0	0.0	0	0.0	0	0.0				
	Current	2019	0	0.0	0	0.0	0	0.0	0	0.0	0	0.0	2017-2019	7	2009-2019	-
Pre-Term Births to All Females	Base	2009	29	17.2%	19	16.5%	4	10.5%	6	40.0%	0	0.0%				
	Current	2019	29	16.7%	15	13.2%	7	17.9%	7	36.8%	0	0.0%				
Low-Weight Births, All Races	Base	2009	23	13.5%	15	13.0%	3	7.9%	5	31.3%	0	0.0%				
	Current	2019	16	9.2%	6	5.3%	7	17.9%	3	15.8%	0	0.0%	2017-2019	52	2009-2019	-
Births to Teens Aged 15-17 (per 1,000)	Base	2009	6	16.9												
	Current	2019	2	3.8	1	4.8	0	0.0	1	3.7	0	0.0	2017-2019	34	2009-2019	-
Births to Females Aged 10-19 (per 1,000)	Base	2009	26	21.9	18	26.9	7	19.7	1	6.8	0	0.0				
	Current	2019	13	13.9	11	19.6	1	4.8	1	6.8	0	0.0	2017-2019	26	2009-2019	I
Births to Unmarried Females Aged 10-19 (per 1,000)	Base	2009	13	7.6%	6	5.2%	5	13.2%	2	12.5%	0	0.0%				
	Current	2019	13	7.5%	11	9.6%	1	2.6%	1	5.3%	0	0.0%	2017-2019	50	2009-2019	-
Females Receiving Adequate/Adequate Plus Prenatal Care	Base	2009	108	67.5%	79	69.9%	19	57.6%	10	76.9%	0	0.0%				
	Current	2019	152	87.9%	99	86.8%	35	89.7%	16	88.9%	2	100.0%	2017-2019	57	2009-2019	I
Mothers who Breastfed	Base															
	Current	2019	107	61.5%	76	66.7%	18	46.2%	11	57.9%	2	100.0%				
Mothers Who Smoked During Pregnancy	Base															
	Current	2019	17	7.9%	9	6.3%			8	11.2%						
Diet-Related Deaths (per 100,000)	Base	2009	74	433.5	46	417.8	25	574.4	3	212.3	0	0.0				
	Current	2019	78	477.8	62	584.6	13	344.2	3	178.7	0	0.0	2019	52		

Children Without Health Insurance	2015-2019	Adult Diabetes: 2017	Adult Obesity: 2017	Poor Mental Health Days: 2018	Ratio of Population to Mental Health Providers: 2020	Rate	
Number	151	Rate	9.9%	Rate	31.9%	Number	5.6
Rate	3.8%	Trend	3	Trend	4	Trend	44
					Children With Serious Emotional Disturbance Receiving MH Services: 2020	Number	155

		YEAR	NUMBER	RATE	POVERTY	ABOVE POVERTY	WHITE*	BLACK*	HISPANIC*	ASIAN*	AMERICAN INDIAN*	NATIVE HAWAIIAN*	TWO/MORE RACES*	RANKING YEAR	RANKING
Births to Females with Less Than 12 Years of Education	Base	2009	39	22.9%			25.2%	18.4%	0.0%				18.8%		
	Current	2019	18	10.4%			7.0%	12.8%	0.0%				27.8%	2019	7
Aged 0-3 Receiving Early Intervention Services	Base	2010	15												
	Current	2020	10												
First Grade Retention	Base	2015-2016		0.5%											
	Current	2019-2020		7.0%	9.0%	5.4%	7.1%	8.0%	50.0%	0.0%	0.0%	0.0%	0.0%	2019-2020	61
ACAP-Fourth Grade Reading	Base														
	Current	2020-2021		58.1%	49.0%	72.6%	74.2%	27.9%	33.3%	0.0%	47.1%	0.0%	0.0%	2020-2021	12
ACAP-Fourth Grade Math	Base														
	Current	2020-2021		19.0%	14.4%	26.2%	28.1%	2.3%	0.0%	0.0%	12.5%	0.0%	0.0%	2020-2021	36
ACAP-Eighth Grade Reading	Base														
	Current	2020-2021		37.6%	31.3%	47.3%	43.0%	23.1%	50.0%	0.0%	46.7%	0.0%	33.3%	2020-2021	51
ACAP-Eighth Grade Math	Base														
	Current	2020-2021		4.3%	1.8%	8.1%	6.1%	0.0%	0.0%	0.0%	7.1%	0.0%	0.0%	2020-2021	51
Ninth Grade Retention	Base	2015-2016		1.7%											
	Current	2019-2020		1.4%	2.8%	0.7%	2.1%	0.0%	0.0%	0.0%	0.0%	0.0%	0.0%	2019-2020	33
Graduation Rate	Base	2018-2019		92%	89%	97%	92%	90%	100%	0%	100%	0%	0%		
	Current	2019-2020		96%	95%	97%	97%	94%	100%	0%	90%	0%	100%	2019-2020	2
High School Dropout Rate	Base	2015-2016		3.6%											
	Current	2019-2020		2.6% <sup>B</sup>	2.6%	2.6%	2.7%	1.9%	0.0%	0.0%	4.8%	0.0%	0.0%	2019-2020	12
Suspensions	Base														
	Current	2019-2020		3.3%			2.1%	5.9%	3.0%	0.0%	4.8%	0.0%	0.0%		
Chronic Absenteeism (10-17 Days)	Base														
	Current	2019-2020		23.2%	27.9%	20.1%									
Chronic Absenteeism (18+ Days)	Base														
	Current	2019-2020		9.3%	13.6%	6.6%									
English Language Learners	Base	2015-2016***		0.1%	0.0%	0.2%	0.0%	0.0%	0.0%	22.2%	0.3%	50.0%	0.0%		
	Current	2019-2020***		0.2%	0.1%	0.3%	0.0%	0.0%	18.2%	0.0%	0.0%	0.0%	0.0%		
Homeless Students	Base	2018-2019		1.1%	2.4%	0.2%	1.1%	1.4%	3.2%	0.0%	0.0%	0.0%	0.0%		
	Current	2019-2020		0.8%	1.8%	0.1%	0.4%	1.4%	0.0%	0.0%	1.3%	0.0%	6.3%		
Teachers Teaching Out of Field	Base	2015-2016		10.9%											
	Current	2019-2020		0.0%											
Direct Certification	Base														
	Current	2019-2020		39.5%			26.8%	57.4%	36.4%						

NOTE: Please refer to the "Chart Notes" within the 2021 Alabama Kids Count Data Book for additional information concerning chart notes within this section. \*, \*\*, \*\*\*, A, B



**NOTE:** Please refer to the "Chart Notes" under the indicators within the 2020 Alabama Kids Count Data Book for additional information concerning chart notes within this section.

		YEAR	NUMBER	RATE	WHITE		BLACK		ALL OTHER		HISPANIC		RANKING YEAR	RANKING	TRENDING YEAR	TRENDING
					Number	Rate	Number	Rate	Number	Rate	Number	Rate				
Children Aged 5-11 in Poverty	Base	2000		22.4%												
	Current	2015-2019		24.5%												
Children Aged 12-17 in Poverty	Base	2000		21.7%												
	Current	2015-2019		36.3%												
Children in Extreme Poverty	Base	2000	429	8.3%												
	Current	2015-2019	529	14.2%									2015-2019	41		
Vulnerable Families	Base	2009		13.9%												
	Current	2019		4.0%									2017-2019	53	2009-2019	-
Children Under 18 in Single-Parent Families	Base	2000	1,022	22.3%												
	Current	2015-2019	1,432	37.8%									2019	43		
Employed Mothers with Young Children	Base	2000	567	49.6%												
	Current	2015-2019	237	57.5%									2015-2019	48		
Children Receiving Child Care Subsidies (All Centers)	Base															
	Current	June 2021	66	\$27,909												
Unemployment Rate	Base	2009	956	13.9%												
	Current	2020	539	8.0%									2020	57		
Median Household Income *Adjusted for Inflation	Base	2009*	\$44,027													
	Current	2019	\$48,864													
Medicaid Paid Births	Base	2009	94	60.3%	56	54.9%	27	73.0%	11	68.8%	0	0.0%				
	Current	2019	92	52.9%	51	44.7%	27	69.2%	13	68.4%	1	50.0%	2019	26		
Food Insecurity, All Ages	Base	2010	3,580	20.4%												
	Current	2019	3,050	18.4%									2019	51		
Food Insecurity, Children Under 18	Base	2010	1,250	28.1%												
	Current	2019	1,030	27.2%									2019	55		

WIC Case Load, Average Monthly	
Base Year: 2019	Current Year: 2020
349	332

SNAP Eligible, All Ages	
Base Year: 2016***	Current Year: 2021***
2,924	2,650

SNAP Eligible, Children Under 20	
Base Year: 2016	Current Year: 2021
1,358	1,302





SNAP Recipients, All Ages	
Base Year: 2016**	Current Year: 2021
2,916	2,695

The way we refer to population sub-groups throughout the 2021 County Data Profile is intentional in order to be as accurate as possible in representing the data given to us.

Visit us at [www.alavoices.org/alabama\\_kids\\_count](http://www.alavoices.org/alabama_kids_count). Permission to use and copy as long as **VOICES for Alabama's Children's 2021 Alabama Kids Count County Data Profiles** is noted.

We thank our sponsors for their support and acknowledge that the findings and conclusions presented in the *Alabama Kids Count Data Book* are those of the author(s) alone and do not necessarily reflect the opinions of these foundations, organizations or individuals.

Follow us on:

-  [www.facebook.com/AlaVoices](https://www.facebook.com/AlaVoices)
-  [www.twitter.com/alavoices](https://www.twitter.com/alavoices)
-  [www.youtube.com/alavoices](https://www.youtube.com/alavoices)
-  [www.instagram.com/voicesforalabamaschildren](https://www.instagram.com/voicesforalabamaschildren)

